





## Speed, Performance, Value - The Right Balance

- Non-slip adjustable feet
- Approximately 3 meter long shielded cable
- Available in a range of capacities and platform sizes
- Overload protection
- Mild Steel construction
- Four load cell construction
- Uses OIML approved loadcells
- Weighing
- Parts counting
- Percentage weighing
- Comparative Weighing
- Shipping and Receiving
- Batching Items for Processing
- Stock and Warehouse Auditing



## Technical Specifications


Model	PT 110 + GK M	PT 310 + GK M	PT 112 + GK M	PT 312 + GK M	PT 115 + GK M
Maximum capacity	1500kg	3000kg	1500kg	3000kg	1500kg
Readability	500g	1kg	500g	1kg	500g
Pan size	1000x1000mm		1200x1200mm		1500x1500mm
Net weight	90kg	-	120kg		170kg

## General Specifications

OIML Class	3
Housing	Options: Mild Steel or Stainless Steel construction

## Key Accessories

- Mild Steel Ramp - PT 10R 1000mm wide
- Mild Steel Ramp - PT 12R 1200mm wide
- Mild Steel Ramp - PT 15R 1500mm wide
- Stainless Steel Ramp - PT 10RS 1000mm wide



Adam Equipment - offices worldwide

[www.adamequipment.com](http://www.adamequipment.com)