







## Speed, Performance, Value - The Right Balance

- Large backlit LCD display
- Capacity tracker
- Check-weighing with low and high limits
- Rechargeable battery
- Stainless steel pan
- Optional Rear Display
- Weighing
- Check weighing



## Technical Specifications

Model	WBW 2	WBW 4	WBW 8	WBW 16
Maximum capacity	2000g	4000g	8000g	16kg
Readability	0.2g	0.5g	1g	2g
Repeatability (S.D.)	0.2g	0.5	1g	1g
Linearity ( $\pm$ )	0.4g	1g	2g	2g
Pan	210x173mm			

## General Specifications

Tare functions	Full
Units of measurement	Kilogram (kg), Gram (g)
Typical stabilisation time	2 Sec
Display	6 digits backlit LCD digital display (optional rear display available)
Battery	Internal rechargeable battery (~50 hours operation)
Power supply	9 VDC, 800 mA Power Supply Module-supplied as standard
Operating temperature	-10°C 40°C
Housing	IP65 rated for wash down
Overall dimensions (wxdxh)	231x265x153mm
Net weight	3.3kg

## Key Accessories

- Small Scoop (complete with fitting to scales)
- Medium Scoop (complete with fitting to scales)
- Large Soop (complete with fitting to scales)
- Rear Display
- In-use Cover pack of 10
- In-use Cover



Adam Equipment - offices worldwide

[www.adamequipment.com](http://www.adamequipment.com)